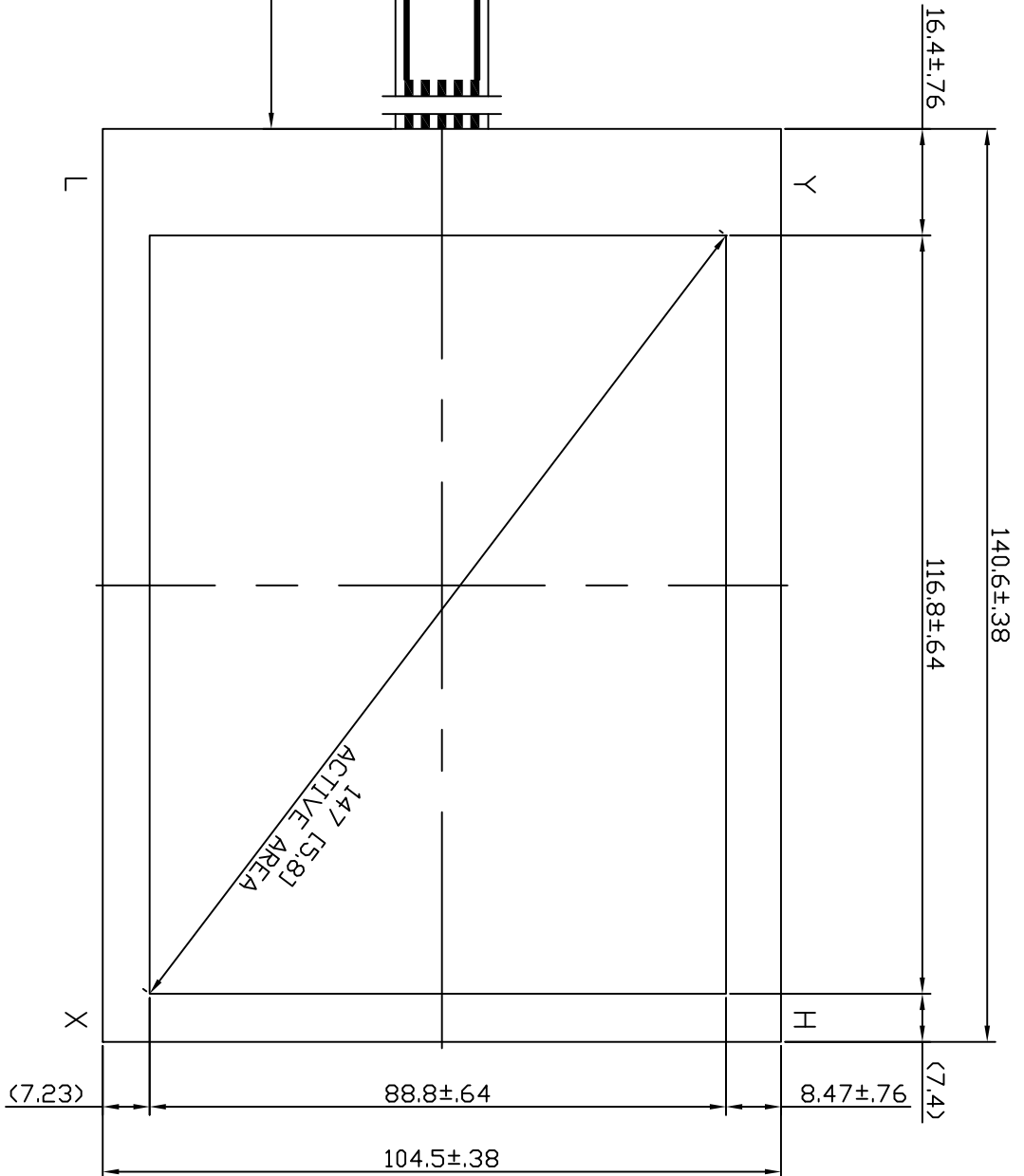
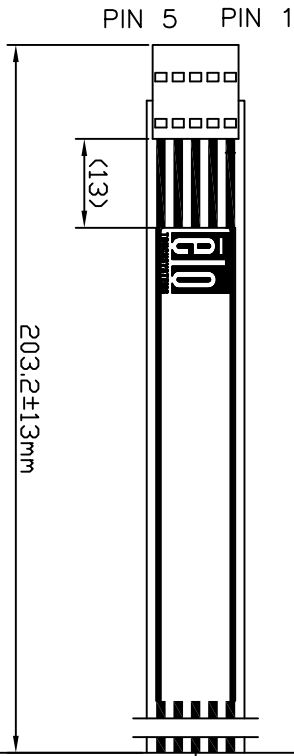
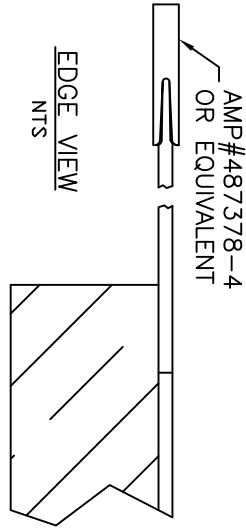


CONNECTOR PINOUT	
PIN NO	DESIGNATION
1	H
2	X
3	S
4	Y
5	L



- NOTES:
1. GLASS THICKNESS 1.6 NOMINAL.
  2. FINISHED PART THICKNESS 1.9 NOMINAL.
  3. FINISHED PART THICKNESS AT CABLE ATTACHMENT AREA 2.6 MAX.

LOC	08
DIST	08
REV	08

1	ECO-08-008248 INITIAL RELEASE	03/06/08	QC
P	LTM	REVISION RECORD	DATE

DIMENSIONS	UNIT	TOLERANCE	FINISH
0 R.C.	mm	± 1.00	
1 R.C.	mm	± 0.25	
2 R.C.	mm	± 0.25	
3 R.C.	mm	± 0.25	
4 R.C.	mm	± 0.25	
5 R.C.	mm	± 0.25	

DATE	03/06/08	TERMINATOR	RESISTIVE	HEAT TREAT	N/A
CHK	Q. CHUNG	(ACCOMMOD)			
REV	1:1	SCALE	MARKETING DRAWING	TYCO ELECTRONICS CORPORATION	HARRISBURG, PA 17105-3608
DATE	03/06/08	DESIGN NO	MS600666	SHEET	1 OF 1